



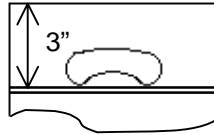
Retail & Merchandise Handle Types:

I. Regular Die Cut (DC):



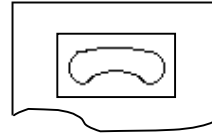
Handle punched out during converting

II. Foldover Die Cut(FODC):



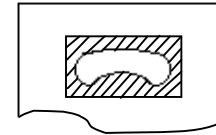
Open-side folded in 3" and handle punched out during converting

III. Glue Patch:



Die Cut handle reinforced with a glue patch

IV. Heat Seal Patch:



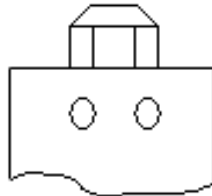
Polyethylene patch added to open side of bag and handle punched out

V. Rigid Half Moon:



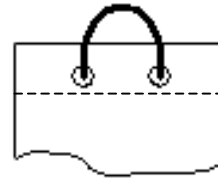
Rigid half-moon shaped handle added to die cut bag

VI. Soft-Loop/Tri-Fold:



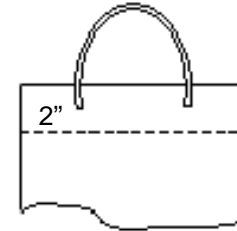
Polyethylene handle heat sealed to bag

VII. Cord Handle:



One cord tied on each side of bag. 2" foldover required for strength. Grommets are optional.

VIII. Tube Handle:



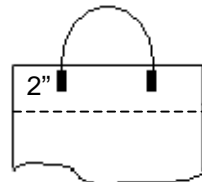
Same as Cord Handle, but with PVC tube instead of cord.

VIII. Rigid Seal:



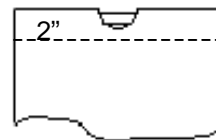
Rigid Seal handle sealed to bag

X. Rigid Seal:



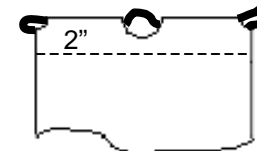
Rigid Loop handle snapped together through bag. Cardboard under handle and 2" foldover required.

XI. Drawtape:



Tape placed under 2" foldover to allow closable bag.

XII. Draw String (cotton):



String placed under 2" foldover to allow closable bag. Can have 1 or 2 strings, and be of types regular, shoulder-tote or backpack.